

Scaled data based on original data using
LM-79-08 Approved Method: Electrical and Photometric Measurements of Solid-
State Lighting Products

Test Report Prepared for
Cooper Lighting Solutions
(formerly Eaton)

Brand: STREETWORKS

Report Number: P636361

Luminaire Tested: **IFLD-S-SA2B-940-U-44-VI**

Issue Date: 01/17/2023

Test Information

Test Method: LM-79-08
Report Number: P636361
Test Lab: INNOVATION CENTER(G2)
Issue Date: 01/17/2023
Manufacturer: COOPER LIGHTING SOLUTIONS (FORMERLY EATON)
Product Line: STREETWORKS
Catalog Number: IFLD-S-SA2B-940-U-44-VI
Description: Infrastructure Flood – Middle Tier Light Square Luminaire w/ Nema 4 distribution lens and Visor
Light Source: (32) 4000K CCT, 90 CRI LEDs
Ballast/Driver: ELECTRONIC DRIVER

Summary

Lumens per Lamp: N/A
Luminaire Lumens: 7713.4 lumens
Efficiency: N/A
Efficacy: 93.6 lumens/watt
Luminous Opening: Rectangular (W 1' x L: 0.5' x H: 0')
IES Classification: Type V - Short
BUG Rating: B4 - U0 - G0

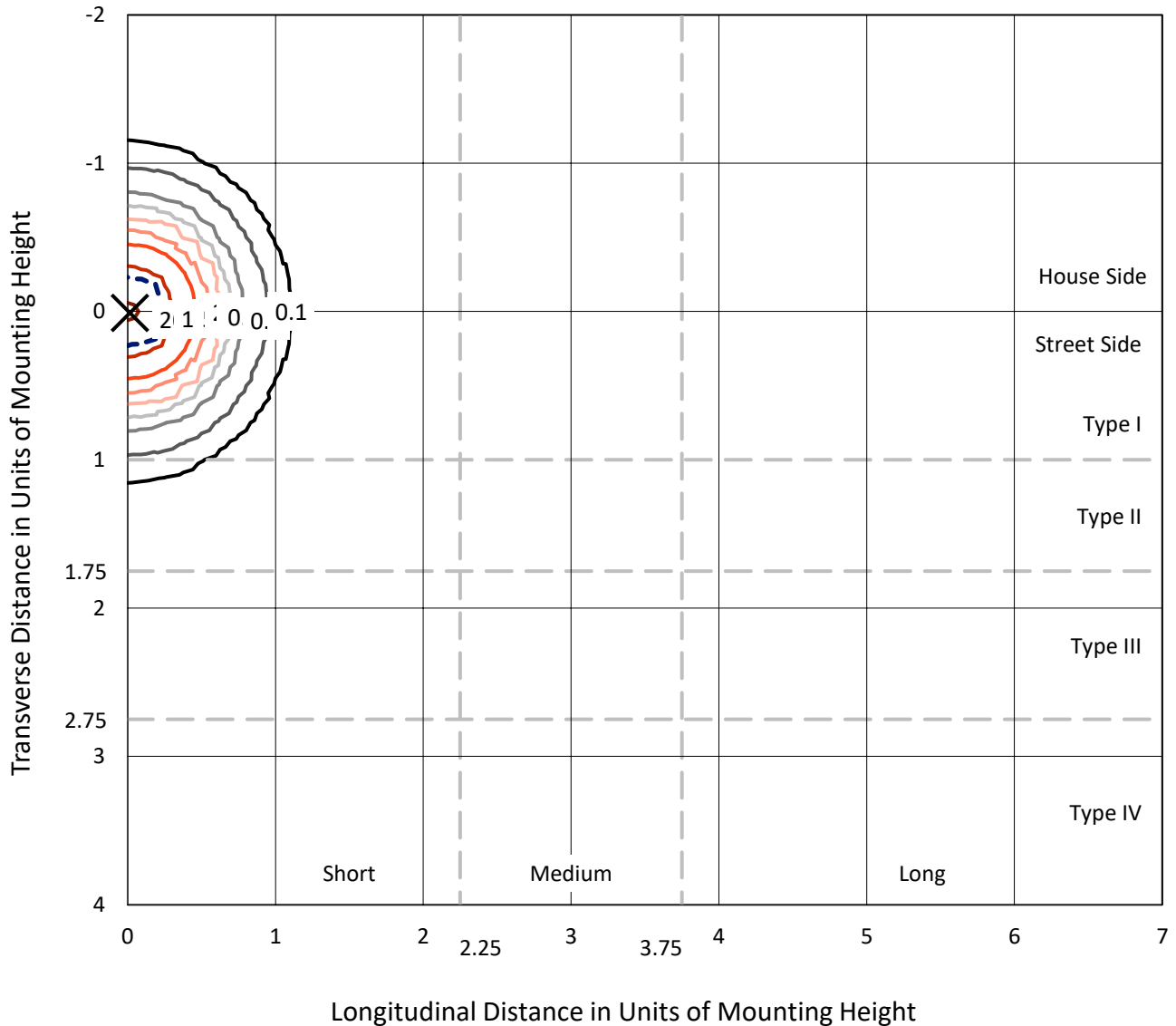
Input Watts (W): 82.4
Input Voltage (V): 120
Input Current (Ain): NR
Voltage Rise (V): NR
Power Factor: NR
Total Harmonic Distortion (THDi): NR
Frequency (hertz): 60
Stabilization Time: NR
Operation Time: NR
Ambient Temperature (°C): NR
Test Distance: 25 FT



REPORT NUMBER: P636361
 CATALOG NUMBER: IFLD-S-SA2B-940-U-44-VI

Iso-Footcandle Lines of Horizontal Illumination

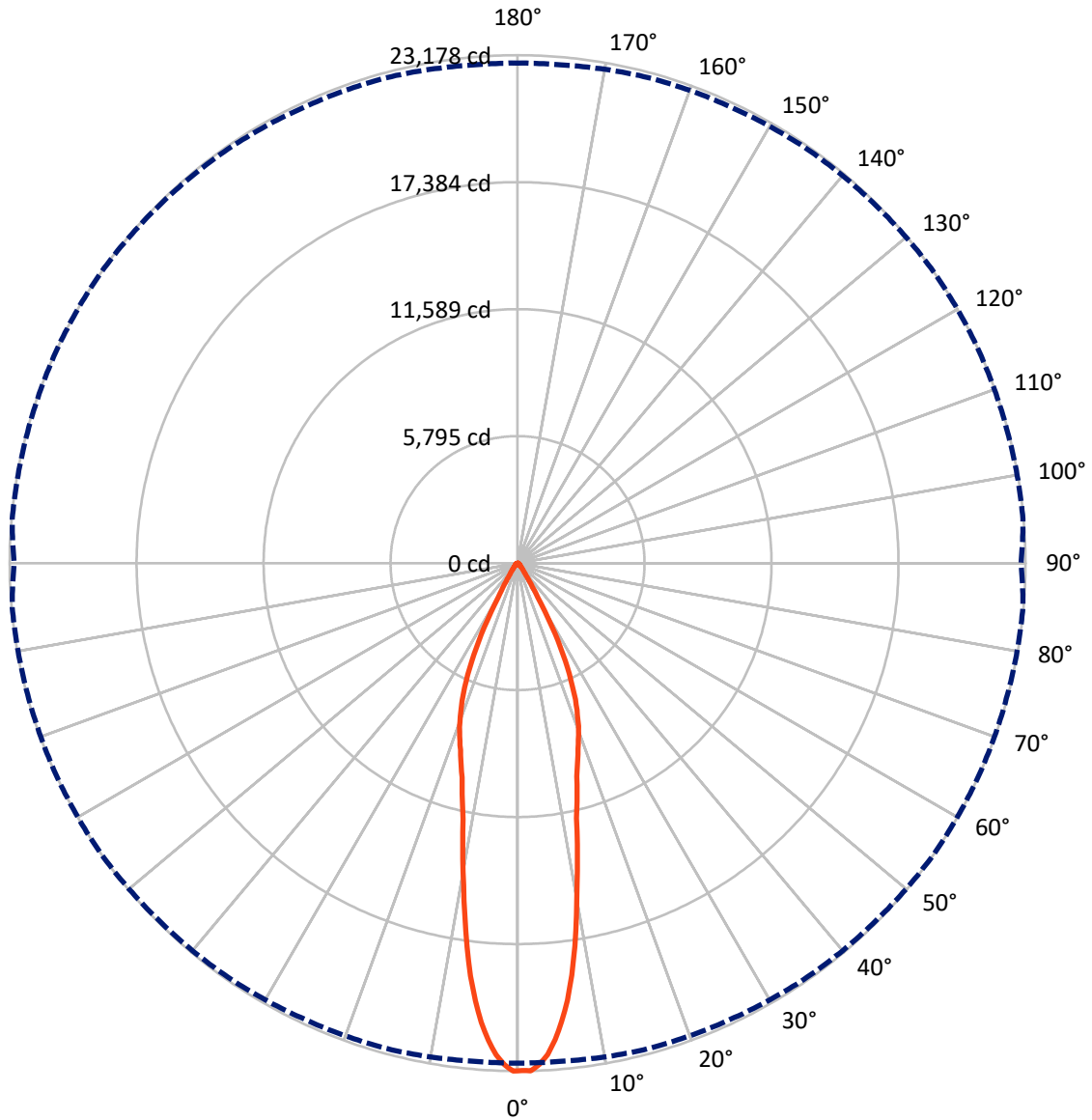
× Max cd
 - - - 1/2 Max cd



Based on 20 foot mounting height. Maximum calculated value = 57.9 fc
 Type V - Short - N/A

REPORT NUMBER: P636361
CATALOG NUMBER: IFLD-S-SA2B-940-U-44-VI

Luminous Intensity Polar Plot



— Vertical Plane Through 55-Deg Lateral - - - Horizontal Cone Through 1-Deg Vertical

REPORT NUMBER: P636361

CATALOG NUMBER: IFLD-S-SA2B-940-U-44-VI

FLUX DISTRIBUTION:

		Downward	Upward	Total
House Side	Lumens	3856.7	0.0	3856.7
	% Fixture	50.0	0.0	50.0
Street Side	Lumens	3856.7	0.0	3856.7
	% Fixture	50.0	0.0	50.0
Total	Lumens	7713.4	0.0	7713.4
	% Fixture	100.0	0.0	100.0

Coefficient of Utilization

ZONAL LUMENS:

Zone	Lumens	% Fixture
0°-10°	1761.5	22.8
10°-20°	2877.0	37.3
20°-30°	2248.2	29.1
30°-40°	490.0	6.4
40°-50°	145.1	1.9
50°-60°	90.7	1.2
60°-70°	63.5	0.8
70°-80°	27.2	0.4
80°-90°	10.1	0.1
90°-100°	0.0	0.0
100°-110°	0.0	0.0
110°-120°	0.0	0.0
120°-130°	0.0	0.0
130°-140°	0.0	0.0
140°-150°	0.0	0.0
150°-160°	0.0	0.0
160°-170°	0.0	0.0
170°-180°	0.0	0.0
0°-90°	7713.4	100.0
0°-180°	7713.4	100.0



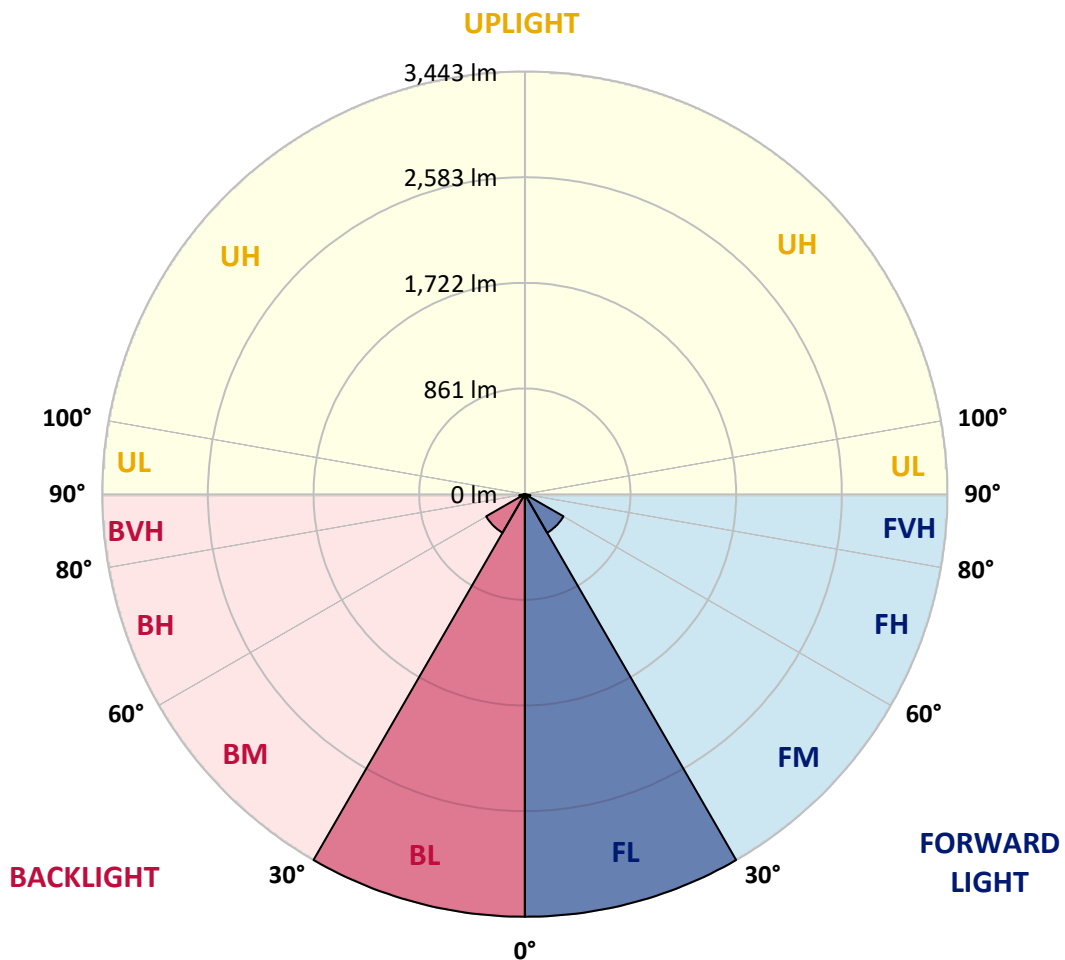
REPORT NUMBER: P636361
 CATALOG NUMBER: IFLD-S-SA2B-940-U-44-VI

LUMINAIRE CLASSIFICATION SYSTEM LUMEN TABLE AND BUG RATING:

Zone	Lumens	% Fixture	Zone Rating/Lumen Limit		
			B	U	G
FL (0°-30°)	3443.4	44.6			
FM (30°-60°)	362.9	4.7			
FH (60°-80°)	45.3	0.6			G0/660
FVH (80°-90°)	5.0	0.1			G0/10
BL (0°-30°)	3443.4	44.6	B4/5000		
BM (30°-60°)	362.9	4.7	B1/1000		
BH (60°-80°)	45.3	0.6	B0/110		G0/660
BVH (80°-90°)	5.0	0.1			G0/10
UL (90°-100°)	0.0	0.0		U0/0	
UH (100°-180°)	0.0	0.0		U0/0	

BUG Rating: B4-U0-G0

Type V Short





REPORT NUMBER: P636361
 CATALOG NUMBER: IFLD-S-SA2B-940-U-44-VI

CANDELA DISTRIBUTION (FULL):

	0°	5°	15°	25°	35°	45°	55°	65°	75°	85°
0°	23151.7	23151.7	23151.7	23151.7	23151.7	23151.7	23151.7	23151.7	23151.7	23151.7
1°	22816.6	22819.4	22943.7	22971.6	23056.8	23100.1	23178.3	23169.9	23146.2	23149.0
2°	22396.3	22378.2	22494.1	22622.5	22724.5	22808.2	22901.8	22921.3	22899.0	22920.0
3°	21705.1	21678.6	21840.6	22001.1	22178.5	22322.3	22463.3	22468.9	22442.4	22441.0
4°	20796.1	20747.2	20939.9	21226.2	21449.6	21640.9	21816.8	21814.0	21777.7	21807.0
5°	19697.1	19635.7	19885.6	20262.7	20593.6	20824.0	21018.1	20972.0	20888.2	20892.4
6°	18348.2	18408.3	18714.1	19243.3	19634.3	19825.6	20064.4	19977.8	19832.6	19817.2
7°	17080.3	17215.8	17460.2	18098.3	18563.3	18764.4	18966.8	18792.3	18595.4	18563.3
8°	15745.4	15971.6	16309.6	16897.4	17393.1	17595.6	17672.4	17485.3	17274.4	17266.1
9°	14663.2	14818.2	15108.7	15626.7	16130.8	16266.3	16283.0	16119.6	15908.8	15922.8
10°	13678.8	13708.1	13959.5	14404.9	14808.5	14904.8	14900.6	14781.9	14608.8	14654.9
12.5°	11475.3	11554.9	11627.5	11770.0	11905.4	11968.3	11944.5	11895.6	11800.7	11804.9
15°	9979.8	9978.4	9986.8	10052.4	10092.9	10099.9	10099.9	10038.5	9998.0	10058.0
17.5°	8660.3	8732.9	8862.7	8915.8	8968.9	8949.3	8913.0	8885.1	8858.5	8910.2
20°	7633.9	7666.0	7667.4	7702.4	7970.5	7984.4	7938.3	7858.7	7791.7	7779.2
22.5°	6479.1	6528.0	6549.0	6579.7	6607.6	6811.5	6757.0	6628.5	6549.0	6525.2
25°	4863.5	4846.8	4983.6	5235.0	5275.5	5300.6	5286.6	5219.6	5168.0	5177.7
27.5°	3361.1	3390.4	3384.8	3387.6	3654.3	3652.9	3648.7	3590.1	3574.7	3552.4
30°	1879.5	1865.5	1872.5	1854.4	1816.7	1862.8	1788.7	1851.6	1790.1	1809.7
32.5°	1111.5	1101.7	1092.0	1096.1	1068.2	999.8	970.5	1013.8	999.8	994.2
35°	709.4	713.5	726.1	724.7	699.6	660.5	618.6	657.7	652.1	635.3
37.5°	452.4	452.4	456.6	492.9	472.0	438.5	409.1	425.9	424.5	421.7
40°	321.2	321.2	326.7	336.5	325.4	308.6	291.8	291.8	294.6	286.3
42.5°	238.8	238.8	244.4	249.9	236.0	230.4	222.0	216.4	223.4	216.4
45°	187.1	185.7	187.1	184.3	175.9	175.9	169.0	160.6	169.0	164.8
47.5°	153.6	152.2	150.8	145.2	136.8	138.2	135.4	128.5	132.7	131.3
50°	134.1	131.3	132.7	127.1	120.1	118.7	118.7	111.7	113.1	113.1
52.5°	117.3	117.3	115.9	113.1	110.3	104.7	106.1	99.1	99.1	99.1
55°	110.3	110.3	107.5	101.9	103.3	99.1	95.0	90.8	89.4	89.4
57.5°	108.9	108.9	107.5	101.9	97.7	96.3	90.8	85.2	81.0	82.4
60°	106.1	106.1	103.3	101.9	95.0	92.2	83.8	79.6	74.0	74.0
62.5°	101.9	100.5	95.0	86.6	86.6	79.6	74.0	65.6	61.4	60.0
65°	86.6	85.2	81.0	74.0	69.8	65.6	57.3	48.9	46.1	41.9
67.5°	71.2	71.2	68.4	61.4	58.6	53.1	43.3	37.7	30.7	27.9
70°	58.6	58.6	55.9	51.7	48.9	41.9	33.5	27.9	20.9	18.2
72.5°	47.5	47.5	44.7	41.9	39.1	34.9	27.9	20.9	14.0	11.2
75°	37.7	37.7	36.3	33.5	30.7	27.9	22.3	16.8	9.8	5.6
77.5°	30.7	30.7	29.3	27.9	25.1	22.3	18.2	14.0	7.0	2.8
80°	23.7	23.7	23.7	23.7	20.9	18.2	15.4	11.2	5.6	1.4
82.5°	16.8	16.8	18.2	20.9	16.8	14.0	14.0	11.2	4.2	1.4
85°	11.2	12.6	14.0	12.6	11.2	11.2	19.5	18.2	4.2	1.4
87.5°	5.6	5.6	5.6	5.6	5.6	4.2	5.6	4.2	2.8	0.0
90°	0.0	0.0	0.0	0.0	0.0	0.0	0.0	0.0	0.0	0.0

(END C



90°
23151.7
22977.2
22755.2
22319.5
21668.8
20688.6
19613.4
18411.1
16960.3
15714.7
14492.9
11666.6
9918.4
8791.5
7698.2
6440.0
5144.2
3471.4
1833.4
980.2
617.2
416.1
283.5
215.0
164.8
131.3
114.5
99.1
88.0
82.4
69.8
57.3
40.5
26.5
16.8
9.8
4.2
2.8
1.4
1.4
1.4
0.0
0.0

OF REPORT)